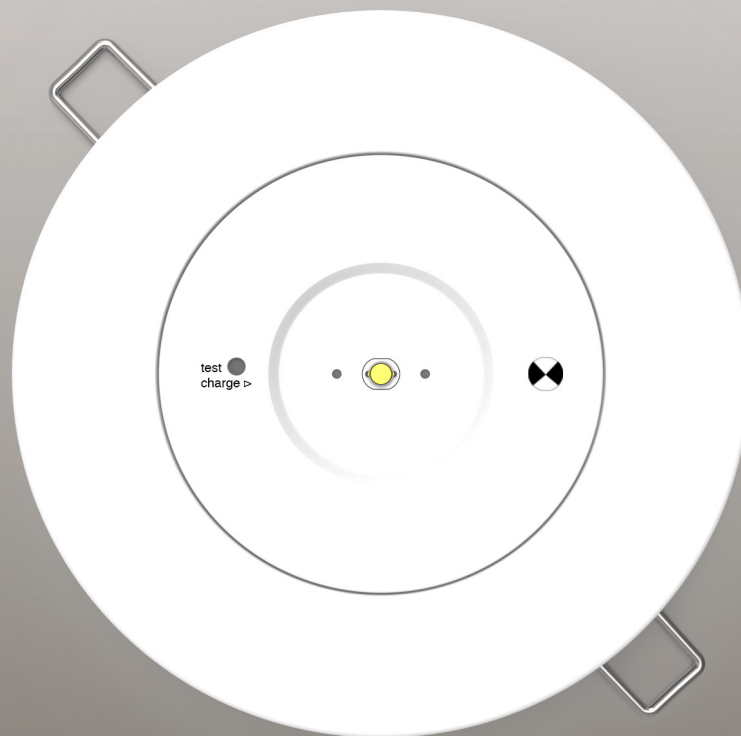




EMLITE

2w LED Recessed Mount Emergency Luminaire
PRODUCT CODE: EMLITE



FEATURES

- Dual Disc, 145mm (L) and 84mm (S)
- Suitable for plasters and t-bar ceilings
- High temperature NiCad batteries
- Emergency classification D40
- Recessed mount

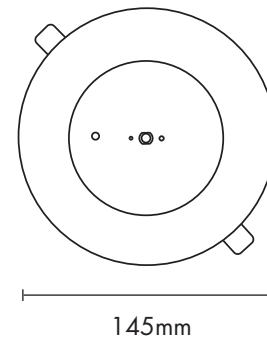
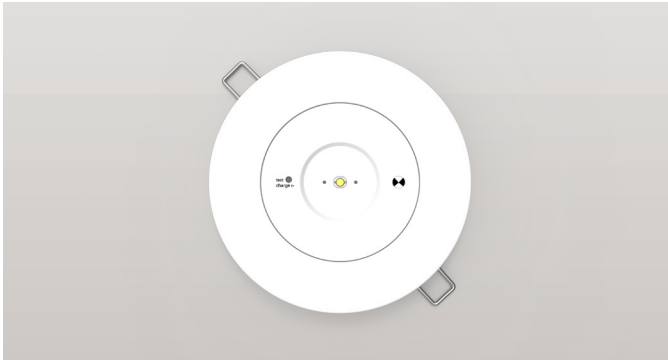


High-powered
long Life LED



Fully compliant
with AS/NZ 2293

2W LED RECESSED MOUNT EMERGENCY LUMINAIRE CODE: EMLITE



TECHNICAL SPECIFICATIONS

Product Code	EMLITE
Description	2W LED Recessed Mount Emergency Luminaire
Mounting	Recessed Mounted
Dimension L x W x H	228mm x 43mm x 27mm (Control Pack); 84mm(S), 145mm(L) Head Diameter
Ceiling Hole Cut Out	70mm(S), 75-135mm(L)
Operating Mode	Non-Maintained
Testing System	Manual Test Switch
Charging Method	Dual Rate Charge
Charging Time	16 Hours
Lens	2W LED Lamp Rated 50,000 hours
Operating Voltage	220-260Vac; 50Hz
Power Consumption	2W
IP Rating	IP 20
Operating Temperature	1° - 45° C
Classification	C0=D40 C90=D40
Wiring	Flex and Plug
Performance	AS/NZ 2293-2005

REPLACEMENT PARTS

PART NUMBER	DESCRIPTION
BLITE	Battery, NiCd 4.8V 1800mAh

SPACING TABLE AND MOUNTING HEIGHT

CLASSIFICATION	2.1m	2.4m	2.7m	3m	3.3m	3.6m	4m	5m
C0 D40	16.7	17.4	18.0	18.6	19.1	19.6	20.1	21.3
C90 D40	16.7	17.4	18.0	18.6	19.1	19.6	20.1	21.3